



# Big Monitoring Fabric

SIMPLER, SCALABLE, ECONOMICAL

Big Monitoring Fabric enables pervasive security and monitoring of network traffic for an organization and selectively delivers it to multiple security, monitoring, performance measurement and compliance tools—both Inline and Out-of-Band. Leveraging an Open Ethernet switch fabric and an SDN controller, Big Monitoring Fabric is a highly scalable and ultra-low cost (CapEx & OpEx) network visibility solution.

## BIG SWITCH NETWORKS

Our mission is to deliver next-generation data center networking/monitoring solutions—enabling enterprises realize the benefits of simplified productivity, improved scalability, and pervasive security with a dramatically improved TCO.

Big Monitoring Fabric is the next-generation network packet broker, which provides a visibility fabric for monitoring and security of out-of-band/inline workloads in the enterprise datacenter, DMZ, extranet or public cloud\* environments at cost-effective price points.

\* Tech Preview

Get hands-on experience with our offering, register for a free online trial at: [labs.bigswitch.com](https://labs.bigswitch.com)

Contact our sales team at: [sales@bigswitch.com](mailto:sales@bigswitch.com)

For general inquiries contact us at: [info@bigswitch.com](mailto:info@bigswitch.com)

## BIG MONITORING FABRIC (BIG MON / BMF) OVERVIEW

Big Monitoring Fabric is a modern 1G/10G/40G/100G network visibility fabric that leverages high-performance, open Ethernet switches to provide pervasive security monitoring and visibility of an organization's network traffic at ultra-low CapEx/OpEx costs. Using an SDN-centric architecture, Big Monitoring Fabric enables scale-out fabric for enterprise-wide monitoring, single pane of glass for operational simplicity, and multi-tenancy for multiple IT teams (NetOps, DevOps, SecOps) to simultaneously perform network monitoring using tenant-specific inline or out-of-band tools and policies.

## ARCHITECTURE: SDN SOFTWARE MEETS OPEN SWITCH HARDWARE

The Big Monitoring Fabric is a next-generation Network Packet Broker (NPB) that has been designed from the ground-up to build a pervasive visibility fabric that addresses the challenges of current NPB-based monitoring solutions. Big Mon's architecture is inspired by Hyperscale Networking designs, which consist of Open Ethernet switch hardware, SDN controller software and centralized tool deployment.

The Big Monitoring Fabric architecture consists of the following components:

- **Cluster of SDN-enabled Big Monitoring Fabric Controllers** — an HA pair of virtual machines or hardware appliances—that enable centralized configuration, monitoring and troubleshooting in a simplified manner.
- **Big Switch's SDN-enabled Switch Light OS** is a lightweight OS, that runs on the switches in the Big Mon fabric. The ONIE-deployable Switch Light OS leverages complete HW ASIC capabilities to support production-grade data center features.
- **Open Ethernet Switches (White Box or Brite Box):** These switches include Dell Open Networking switches, as well as ODM switches from Accton and Quanta. The merchant silicon networking ASICs used in these switches are the same as used by most incumbent switch vendors and have been widely deployed in production in hyperscale datacenter networks. These switches ship with Open Network Install Environment (ONIE) for automatic and vendor-agnostic installation of third-party network OS.
- **Big Mon Service Node (optional)**—an x86-based appliance that connects to the Big Mon fabric (either single or as part of a service node chain) to provide advanced packet functions like de-duplication, packet slicing, header-stripping, regex matching, packet masking and NetFlow generation.

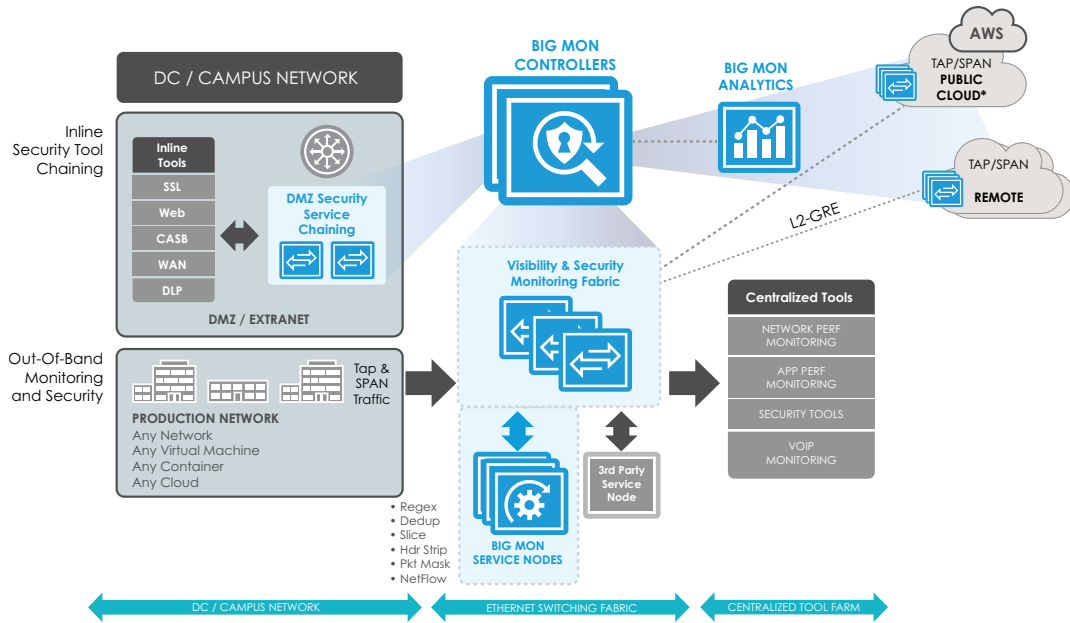


Figure 1: Big Monitoring Fabric—Architecture

## SIGNIFICANT CAPEX/OPEX SAVINGS

The Big Monitoring Fabric enables optimized and efficient monitoring while providing a multi-fold reduction in total cost of ownership (TCO). High TCO of NPB-based approach is due to ever-expanding box-by-box deployment and proprietary hardware—which results in box-level limited datacenter visibility. Additionally, under-utilization (or inefficient use due to organizational silos) of the monitoring tools further increases TCO.

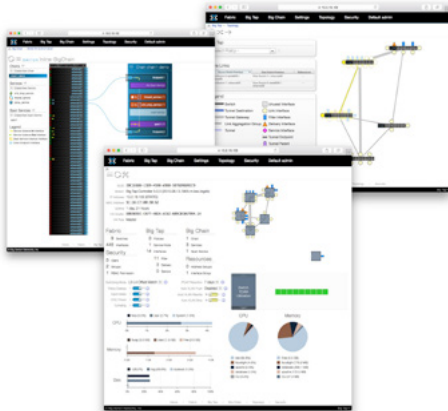
### Open Ethernet Switch Economics

Big Monitoring Fabric utilizes the underlying cost efficiencies and high performance (1G/10G/40G/100G) of open Ethernet switches, and as a result, it is much more cost-effective to monitor larger volumes of network traffic than vertically integrated NPB solutions.

### SDN-Enabled Operational Efficiencies

Big Monitoring Fabric is provisioned and managed through the single pane of glass—Big Monitoring Fabric controller CLI, GUI or REST APIs. This operating model allows for an easier integration with existing management systems as well as monitoring tools and hence significantly reduces the operational costs associated with box-by-box management of traditional NPBs.

Figure 2: Monitoring Fabric—Graphical User Interface (GUI)



## BIG MONITORING FABRIC—PRODUCT DESCRIPTION

BMF switches can be deployed in either of the two deployment modes:

- **Out-of-Band**—Deployed adjacent to the production network. Connects to SPAN/TAP ports from the production network.
- **In-line**—Deployed in the DMZ or Extranet (production network).

Big Monitoring Fabric Controller continues to be the single, central point of management for all its out-of-band as well as inline deployed switches.

Some of the advanced features of Big Monitoring Fabric include:

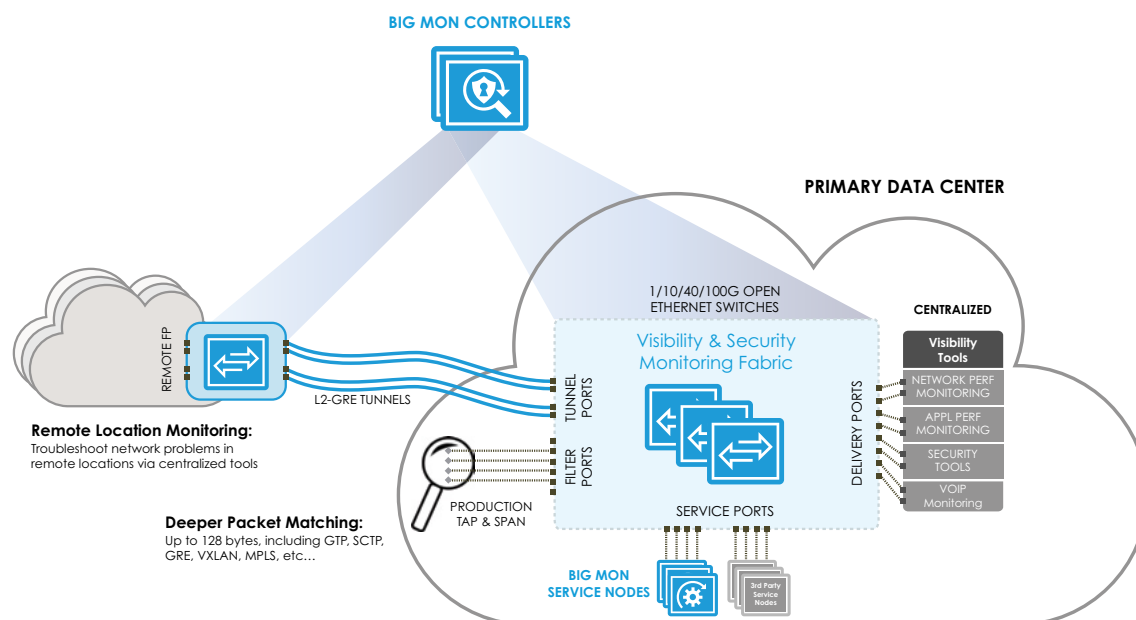
### Application Protocol Recognition (or Deeper Packet Matching):

Big Monitoring Fabric enables HW-based deeper packet matching capability (as shown in Figure 3) to recognize application protocols and their attributes. With ability to match up to 128 bytes of each packet at line rate, Big Mon allows more sophisticated monitoring policies to be written that can match on inner header fields for encapsulated packets such as MPLS, VXLAN and GRE and/or mobile 4G/LTE protocols such as GTP and SCTP.

**NetFlow/sFlow Generator & Collector:** Big Mon supports NetFlow/sFlow generation and collection capability that provides real-time flow-level visibility into the production network. It provides real time application level visibility, including tunneled or encapsulated traffic, enables detection of security attacks like DoS/DDoS and supports sub-second triggering.

The NetFlow/sFlow configuration for Big Monitoring Fabric is done centrally through the controller and is applied to the fabric switches/service nodes as applicable. Advantages of using flow generation on Big Monitoring Fabric include:

- Centralized, simple and consistent configuration across all switches, using the centralized configuration through Big Mon controller
- Off-loads NetFlow/sFlow record generation burden from the production switches to the monitoring fabric



**Figure 3:** Big Monitoring Fabric—Monitor Every Location with Centralized Tools and Management

### BIG MONITORING FABRIC: OUT-OF-BAND

As data center networks transition to modern 10G/40G and 40G/100G designs to meet demands of cloud computing, data analytics and/or 4G/LTE mobile services, the corresponding traffic monitoring networks also need to transition to next-generation designs. The exponential growth seen in data center size, bandwidth and traffic, as well as the demand for a higher portion of network traffic to be monitored have been testing the limits of the traditional monitoring/visibility designs. Traditional box-by-box approach based on proprietary Network Packet Brokers (NPBs) has proven to be cost prohibitive and operationally complex for organization wide monitoring.

With Big Mon's scale-out architecture, simplified operations and open switch economics, the Out-of-Band deployment mode is rapidly becoming an attractive replacement for NPBs, creating two popular use cases:

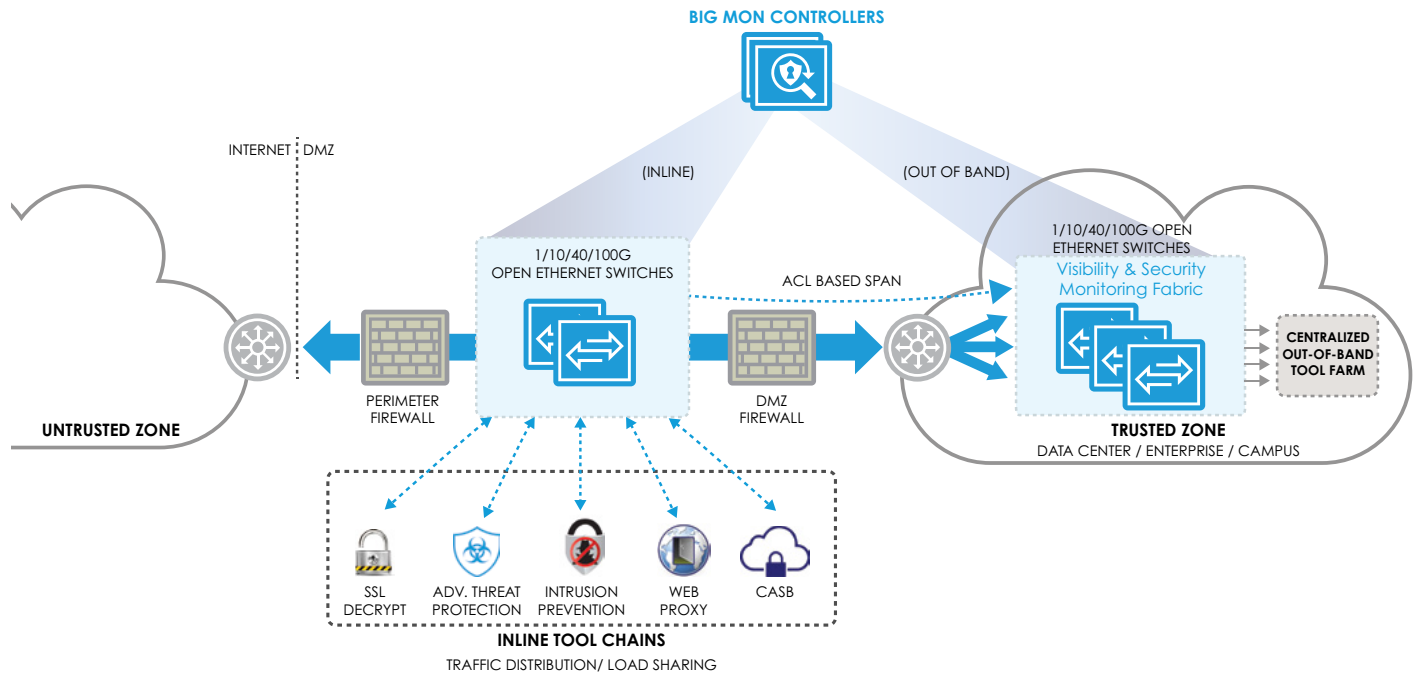
- **Monitor Every Rack** (monitor or tap every link)
- **Monitor Every Location** (monitor or tap remote DCs/POPs/branches/sites or public cloud\* environments)

Big Monitoring Fabric supports topology agnostic, highly scalable fabrics. Depending on the customers' requirements, a range of topologies is supported—from a single-switch fabric to a scale-out, multi-switch/multi-layer fabric. A typical multi-layer Big Monitoring Fabric design has a layer of open Ethernet switches labeled as "filter" switches and a layer of open Ethernet switches labeled as "delivery" switches. Most switch interfaces in the filter-switch layer are wired to passive optical taps or switch/router/firewall SPAN ports in the production network and are configured as "filter interfaces" in the Big Mon controller software user interface. Switch interfaces in the delivery-switch layer are wired to tools and are configured as "delivery interfaces". Filter interfaces (where packets come in to the fabric) and delivery interfaces (where packets go out of the fabric to tools) represent the primary functions of the Big Monitoring Fabric.

In scale-out designs:

- A 3-layer topology is recommended in which the 3rd "core" layer of switches may be used between the "filter" and the "delivery" switch layers. These switches aggregate traffic from the filter switches and send them to requisite delivery switches to forward to the necessary tools.
- "Service interfaces" may be configured where packets can be sent to one or multiple Big Monitoring Fabric Service Nodes or NPBs for advanced packet services, like de-duplication, packet slicing, regex matching, header stripping, packet masking or Netflow Generation in a chain prior to delivery to the security or performance monitoring tools. The Big Mon Service node provides a simple, high-performance and cost-effective solution wherever specialized packet functions are required. At the same time, the customers can re-purpose (and thus protect their investment on) their existing high-priced NPBs in an even more efficient manner, by chaining them as services nodes to the Big Monitoring Fabric.
- Monitor Every Location: Big Monitoring Fabric can be extended across L3 WAN to enable monitoring of remote DCs/POPs, colo facilities, campus/branch locations, retail sites as well as public cloud\* environments. This allows centralization of monitoring tools and staff in few data centers, thus dramatically reducing CapEx and OpEx cost while allowing operations teams to monitor networks across the entire organization. By simply deploying a commodity Ethernet switch at each monitored location, the entire Big Monitoring Fabric (including remote location switches) is operated and managed centrally via the BMF Controller with high availability.

\* Tech Preview



**Figure 4:** Big Monitoring Fabric Inline—In-band Security & Monitoring Tool Chaining in the DMZ

## INLINE

Network security for organizations has never been more important in light of continued cyber attacks. Additionally, security practices that monitor / secure the network are rapidly changing, as the networks are demanded to provide more services like cloud computing, Big Data, and BYOD.

As a result, it is paramount to design and maintain the high-performance and resilient characteristics of the network, while ensuring that it is compliant and secure against intrusions/attacks. To address these challenges, customers prefer using inline monitoring and security in their DMZ/Extranet environment. Security tools, by virtue of being inline, can assess every packet and actively prevent or block intrusions that are detected before they can manifest and do the damage. However, inline security architecture poses new challenges in terms of high availability, continued maintenance, and scalability.

Big Mon Inline enables pervasive security in the DMZ and addresses the challenges faced by traditional solutions while offering lower-cost and SDN-centric operational simplicity.

Big Mon Inline consists of a Big Mon Controller and open Ethernet switches deployed in High availability configuration. The inline security tools directly connect (optionally via link aggregation) to these Ethernet switches. Leveraging the Big Mon controller as the central point of management, Big Mon Inline configures policies that create paths through the inline tools. The solution supports load balancing across multiple instances of the same tool as well as chaining of a set of tools on a per-policy basis.

## Key Feature Highlights:

- **High Availability Architecture**
  - Highly resilient against network, tool or controller failures.
  - Supports customizable inline health check with aggressive health timers.
- **Tool Chaining and Sharing**
  - Support chaining of up to 5 tools in a single chain. Supports different tool chains for traffic coming into / leaving the DMZ. Additionally, the same tool interfaces can also be shared (optional) across multiple chains on the switch.
  - Support single-armed service/tools
- **Tool Oversubscription/Load Balancing**
  - Load balance higher data bandwidth (10G/40G/100G) across multiple instances of lower bandwidth tools (1G/10G/40G).
- **Enhance Tool Efficiency**
  - Send only relevant traffic (as opposed to all traffic).
  - Supports dynamic, programmatic (REST API based) configuration to drop certain marked flows (e.g. DDoS) or even bypass (whitelist) certain flows for a tool on the switch. In such scenarios, the fabric switch drops the marked flows, rather than sending the flows to the tool to drop them.
- **Simplify Multi-team operational workflows**
  - Single Pane of Glass management/configuration; No complex, error-prone PBRs needed; Easily load-balance or chain tools.
  - Replicate certain traffic (at line-rate) via a rule-based SPAN to send to offline tools for further processing.
  - The Big Mon Controller is the unified, single point of management for inline / out-of-band monitoring.

## BIG MONITORING FABRIC FEATURES

FEATURE	DESCRIPTION / BENEFIT
<b>Cloud-Native/ Virtual Workload Monitoring</b> (VM/Container/Cloud)	<ul style="list-style-type: none"> <li>• Support scalable, agentless monitoring of Virtual Machines.</li> <li>• Support centralized, dynamic VM monitoring*.</li> <li>• Support centralized, dynamic container monitoring*.</li> <li>• Monitor cloud-native workloads and deliver them to either cloud-based or on-premise monitoring tools*.</li> </ul>
<b>BigSecure Architecture</b>	<ul style="list-style-type: none"> <li>• Architecture enabling Dynamic Cyber-defense for Terabit DDoS attack Mitigation.</li> <li>• Enables DDoS detection tools to offload dynamic, large scale attack mitigation to the underlying network.</li> </ul>
<b>Network-Wide Visibility</b> (Monitor or Tap Every Rack)	<ul style="list-style-type: none"> <li>• Packet Filtering, Aggregation, Tool Port Load-Balancing and Packet Replication functions.</li> <li>• Single switch or scale-out 1 / 2 / 3 layer Fabric designs: 1G, 10G, 40G &amp; 100G.</li> <li>• Centralized fabric / policy definition and instrumentation of open Ethernet switches within the network.</li> <li>• Programmatic Event-triggered monitoring (via REST API).</li> <li>• Multiple Overlapping Match Rules per Filter Interface based on a variety of L2, L3, L4 header as well as via Deeper Packet Matching (DPM) attributes.</li> <li>• Time/packet based scheduling of Policies.</li> <li>• Ensures efficient utilization of open Ethernet switch capabilities via Controller Policy Optimizer Engine.</li> </ul>
<b>High Performance, Highly Scalable Network Monitoring Fabric</b>	<ul style="list-style-type: none"> <li>• High-Availability for the Controller as well as the Fabric.</li> <li>• Auto Fabric Path Computation that detects and responds to failures in the monitoring network.</li> <li>• Policy-based load balancing of core links with failover detection to efficiently utilize fabric bandwidth and ensure resiliency.</li> <li>• Detection of service node/link failure and an option to bypass the service.</li> <li>• Link Aggregation (LAG) in the open Ethernet fabric (including across core links, service node links and delivery links).</li> <li>• Tagging policy or tap (filter) interfaces.</li> <li>• Supports a variety of security and monitoring tool vendors.</li> <li>• Supports a variety of NPBs as stand-alone or chained Service Nodes.</li> </ul>
<b>Centralized Management, Configuration, Troubleshooting</b>	<p>Big Monitoring Fabric Controller is single pane of glass for fabric and policy management.</p> <ul style="list-style-type: none"> <li>• Policies can be configured from a centralized controller to forward flows from multiple filter interfaces to multiple delivery interfaces, including optional service nodes. Packet replication is made at the last common node to optimize the fabric bandwidth.</li> <li>• GUI, REST API, and CLI for configuration and viewing operational state.</li> <li>• Centralized interface, flow and congestion statistics collection.</li> <li>• Simplified install/upgrade of the fabric via the Big Mon Controller (Zero Touch Fabric)</li> <li>• Supports IPv6 Management IP address.</li> <li>• Supports virtual IP addresses for the controller HA pair.</li> </ul>
<b>Multi-DC/Multi-site Tunneling</b> (Tap Every Location)	<ul style="list-style-type: none"> <li>• Centralized monitoring of remote DCs/POPs/branches/sites (across L3 WAN).</li> <li>• Support tools located in a single tool farm in the centralized DC in a centralized DC.</li> <li>• Replication of packets across tunnels.</li> <li>• Tunneling at 1G, 10G, 40G and 100G bandwidths.</li> <li>• Rate limiting of monitored traffic before entering L3 WAN.</li> <li>• Tunneling enabled on a per-switch basis.</li> </ul>

FEATURE	DESCRIPTION / BENEFIT
<b>Production Network Visibility, Telemetry and Analytics</b>	<p>Big Monitoring Fabric further facilitates trouble-shooting and simplifies operations and management with the Production Network Visibility features shown in realtime as well as in time-sorted historical views. The modern, graphical GUI provides a lot of information such as:</p> <ul style="list-style-type: none"> <li>• Host Tracker: shows detailed information about hosts in the production network.</li> <li>• Subnet Tracker: shows IP subnets used in the production network.</li> <li>• Tap Tracker: shows devices connected to TAP interfaces in the production network.</li> <li>• DHCP Tracker: shows which subnets, served by DHCP servers are in the production network.</li> <li>• DNS Tracker: shows which DNS are being used to resolve domain names in the production network.</li> <li>• Sflow/NetFlow Generator &amp; Collector: provides clear visibility on the activities in the production network.</li> <li>• Display easy to read graphical views on Big Mon's policy, interface and event statistics.</li> <li>• Provides thresholding and alerting mechanisms to provide up to date visibility on the system status.</li> </ul>
<b>Advanced Filtering &amp; Deeper Packet Matching Capabilities</b>	<ul style="list-style-type: none"> <li>• L2/L3/L4 header filtering on ingress and packet replication (as required) in the fabric for multiple egress tools.</li> <li>• Deeper Packet Matching (DPM) with masking (up to 128 bytes in packet). Supports matching on inner header fields for encapsulated packets (e.g MPLS, VXLAN, GRE) and/or protocols (e.g. GTP, SCTP).</li> <li>• IPv4 and IPv6 based filtering.</li> <li>• IPv4, IPv6, MAC Address masking, TCP Flags, DSCP matching.</li> <li>• Support filtering on inner VLAN of a Q-in-Q packet</li> </ul>
<b>Security and Controlled Access</b> (Monitoring as a Service)	<ul style="list-style-type: none"> <li>• TACACS+, RADIUS based authentication &amp; authorization.</li> <li>• Role-Based Access Control (RBAC) for administratively defined access control per user.</li> <li>• Multi-tenancy for advanced overlapping policies across multiple user groups to monitor the traffic from the same tap interface to various tool interfaces.</li> <li>• Tenant-aware Web-based management GUI, CLI and REST API.</li> <li>• Self-service monitoring across multiple groups/business units using the same underlying infrastructure.</li> </ul>
<b>Packet Capture</b> (With Controller Hardware Appliance only)	<ul style="list-style-type: none"> <li>• Quick and easy 1G/10G interface available for packet capture on the controller hardware appliance.</li> <li>• Additional 1TB hard disk available</li> <li>• Configurable auto deletion of older pcap files.</li> </ul>
<b>Marker Packet Generation</b>	<ul style="list-style-type: none"> <li>• Injection of a "marker" packet into the tool or pcap file.</li> </ul>
<b>Specialized Packet Functions</b>	<ul style="list-style-type: none"> <li>• Packet De-duplication—Enhances tool efficiency, by dropping duplicate packets.</li> <li>• Packet Slicing—Improves security and tool throughput by stripping off the payload.</li> <li>• Packet Masking—Improves security by hiding user/confidential information such as Credit card, SSN, passwords, medical or financial data to comply with SOX, HIPAA and PCI regulations.</li> <li>• Regex Pattern matching—Improves filtering of traffic based on regex patterns anywhere within the packet.</li> <li>• Header stripping for VXLAN, Cisco Fabric Path, LISP, ERSPAN and MPLS packets. Generic user-defined header stripping function is also supported.</li> <li>• Netflow Generation Function will also be supported.</li> <li>• L2GRE tunnel packet decapsulation.</li> <li>• VLAN tag stripping—Useful for stripping RSPAN tag.</li> <li>• VLAN tag push—Useful for filter interface tagging.</li> <li>• Match on inner packet post stripping.</li> <li>• Additional specialized packet functions (like packet obfuscation, and time-stamping) can be realized by service chaining 3rd party NPBs as service nodes.</li> </ul>



FEATURE	DESCRIPTION / BENEFIT
<b>Fabric wide CRC check</b> (Graphical User Interface)	<ul style="list-style-type: none"> <li>• Allow/Disallow bad CRC packets in the production network to reach the tools for analysis.</li> </ul>
<b>Rich Web-based GUI</b>	<ul style="list-style-type: none"> <li>• The Dashboard shows the resources used by the fabric as well as a bird's eye-view of the topology</li> <li>• A highly attractive as well as functional GUI Topology view which shows: <ul style="list-style-type: none"> <li>- All the switches / ports in the fabric.</li> <li>- Paths taken across the fabric on a per-policy basis.</li> <li>- An intelligent Context sensitive Properties Panel triggered by a mouse-over on a topology object.</li> </ul> </li> <li>• Customizable tabular views which are persisted as user preferences.</li> <li>• Various table export options like JSON, CSV are available throughout the GUI.</li> <li>• Presents a highly intuitive, simplified management and operations workflow.</li> </ul>
<b>Support for Ethernet-Based Open Switch Vendors</b>	<p>Support for 1G, 10G, 40G and 100G switches from Dell, Accton and Quanta. The common supported switch configurations are:</p> <ul style="list-style-type: none"> <li>• 48x1G + 4x10G</li> <li>• 48x10G + 4x40G (BCM Trident/Trident+ ASIC)</li> <li>• 48x10G + 6x40G (BCM Trident-II/Trident-II+ ASIC)</li> <li>• 32x40G (BCM Trident-II/Trident-II+ ASIC)</li> <li>• 64x40G (BCM Tomahawk ASIC)</li> <li>• 32x100G (BCM Tomahawk ASIC)</li> </ul> <p>For the complete list of supported switch vendors/configurations as well as optics/cables, included in the Big Monitoring Fabric Hardware Compatibility List (HCL), please contact the Big Switch Sales Team (sales@bigswitch.com).</p>

## BIG MONITORING FABRIC CONTROLLER APPLIANCE SPECIFICATION

The Big Monitoring Fabric Controller can be deployed either as a Virtual Machine appliance on an existing server or as a Hardware Appliance.

### Controller VM Appliance Specification

The Big Monitoring Fabric Controller is available as a Virtual Machine appliance for the following environments.

ENVIRONMENT	VERSION
<b>Linux KVM</b>	Ubuntu 12.04 Ubuntu 14.04
<b>VMware ESXi</b>	Version 5.5.0 U1 Version 5.5.0 U2 Version 6.0

**Note:** The above table explicitly indicates the Major/Minor/Maintenance versions tested and supported by Big Monitoring Fabric. Versions other than the ones listed above will not be supported.

## MINIMUM VM REQUIREMENTS

**2 vCPU with a minimum scheduling of 1GHz.**

**4 GB of virtual memory.**

**20 GB of Hard disk.**

**One virtual network interface reachable from physical switches.**

**Note:** A VM's performance depends on many other factors in the hypervisor setup, and as such, we recommend using hardware appliance for production deployment.

## DATASHEET

**Big Mon Controller Hardware Appliance Specification (BMF-CTRL-HWB)**

The Big Mon controller is available as an enterprise-class, 2-sockets, 1U rack-mount hardware appliance designed to deliver the right combination of performance, redundancy and value in a dense chassis.

FEATURE	TECHNICAL SPECIFICATION
<b>Form Factor</b> (H x W x D)	1U Rack Server (4.28cm x 43.4cm x 60.7cm)
<b>Processor</b>	Intel Xeon E5-2620 v3 2.40GHz, 15M Cache, 8GT/s QPI, Turbo, 6 Cores, 2 Sockets, 85W
<b>Memory</b>	4 x 16GB RDIMM, 2133 MT/s, Dual Rank, x4 Data Width
<b>Hard Drive</b>	2 x 1TB 7.2K RPM SATA 6Gbps 3.5in Hot-plug Hard Drives; RAID 1 for H330/H730/H730P
<b>Networking</b>	<b>Embedded NIC:</b> Four 10/100/1000 Mbps <b>Network Adapter:</b> Intel X520 Dual Port 10Gb DA/SFP+ server adapter
<b>Power</b>	2 x Hot Plug Power Supplies 550W
<b>Additional Features</b>	Fan fault tolerance; ECC memory, interactive LCD screen; ENERGY STAR® compliant

ENVIRONMENT	SPECIFICATION
<b>Temperature-Continuous Operation</b>	10°C to 35°C (50°F to 95°F)
<b>Temperature-Storage</b>	-40°C to 65°C (-40°F to 149°F) with a maximum temperature gradation of 20°C per hour
<b>Relative Humidity-Continuous</b>	10% to 80% with 29°C (84.2°F) maximum dew point
<b>Relative Humidity-Storage</b>	5% to 95% at a maximum wet bulb temperature of 33°C (91°F), atmosphere must be non-condensing at all times
<b>Altitude-Continuous</b>	-15.2m to 3048m (-50ft to 10,000ft)
<b>Altitude-Storage</b>	-15.2m to 12,000m (-50ft to 39,370ft)



## BIG MONITORING FABRIC ANALYTICS VM SPECIFICATION

The Big Monitoring Fabric Analytics functionality is available as a Virtual Machine appliance for the following environments.

ENVIRONMENT	VERSION
Linux KVM	Ubuntu 12.04
	Ubuntu 14.04
VMware ESXi	Version 5.5.0 U1
	Version 5.5.0 U2
	Version 6.0.0

**Note:** The above table explicitly indicates the Major/Minor/Maintenance versions tested and supported by Big Monitoring Fabric. Versions other than the ones listed above will not be supported.

### MINIMUM VM REQUIREMENTS

At least 100 GB of disk space.

16 GB RAM

• 8 vCPUs

Reachability to the Ubuntu time server or other NTP server.

## BIG MONITORING FABRIC SERVICE NODE HARDWARE APPLIANCE SPECIFICATION (BMF-SN-HW, BMF-SN-HWBL)

The Big Monitoring Fabric Service Node appliance is an enterprise-class, NEBS Level 3 & ETSI Compliant, 2-sockets, rack-mount hardware appliance, designed to deliver the right combination of performance and value. It is available in 2 form-factors: 1U w/ 4x10G bi-directional interfaces, and 2U w/ 16x10G bi-directional interfaces.

The Big Mon Service Node provides specialized packet functions like de-duplication, packet slicing, regex matching, header stripping, packet masking and Netflow Generation. Once connected to the fabric, the Big Mon controller auto-discovers the service node, and becomes the single, central point of management and configuration of the service node. This highly scalable architecture allows chaining of multiple service nodes that are connected to the fabric via the service node chaining function of the Big Monitoring Fabric.

FEATURE	TECHNICAL SPECIFICATION BMF-SN-HW	TECHNICAL SPECIFICATION BMF-SN-HWBL
<b>Form Factor (H x W x D)</b>	1U Rack Server (4.28 cm x 48.23 cm x 70.05 cm)	2U Rack Server (8.73 cm x 44.40 cm x 68.40 cm)
<b>Processor</b>	Intel Xeon E5-2658 v3 2.20GHz, 30M Cache, 9.60GT/s QPI, Turbo, HT, 12 Cores, 1 Socket, 105W	Intel Xeon E5-2650 v4 2.20GHz, 30M Cache, 9.60GT/s QPI, Turbo, HT, 12 Cores, 2 Sockets, 105W
<b>Memory</b>	4 x 8GB RDIMM, 2133 MT/s, Dual Rank, x8 Data Width	8 x 8GB RDIMM, 2400 MT/s, Single Rank, x8 Data Width
<b>Hard Drive</b>	1 x 1.2TB 10K RPM SAS 12Gbps 2.5in Hot-plug Hard Drive	1 x 1.2TB 10K RPM SAS 12Gbps 2.5in Hot-plug Hard Drive
<b>Networking</b>	Embedded NIC: Four 10/100/1000 Mbps Network Adapter: Two Intel X710 Dual Port 10Gb DA/SFP+, Converged Network Adapter	Embedded NIC: Four 10/100/1000 Mbps Network Adapter: Two Intel X710 Dual Port 10Gb DA/SFP+, Converged Network Adapter, Low Profile Four Intel X710 Quad Port 10Gb DA/SFP+, Converged Network Adapter
<b>Power</b>	Dual, Hot-plug, Redundant Power Supply (1+1), 1100W AC or DC	Dual, Hot-plug, Redundant Power Supply (1+1), 1100W AC or DC
<b>Additional Features</b>	Fan fault tolerance; ECC memory, LCD Access Control Panel; NEBS Level 3 and ETSI certified, fresh-air cooling systems	Fan fault tolerance; ECC memory, LCD Access Control Panel; NEBS Level 3 certified, fresh-air cooling systems

## DATASHEET

FEATURE	TECHNICAL SPECIFICATION BMF-SN-HW	TECHNICAL SPECIFICATION BMF-SN-HWBL
Temperature - Continuous Operation	10°C to 35°C (50°F to 95°F)	10°C to 35°C (50°F to 95°F)
Temperature - Storage	-40°C to 65°C (-40°F to 149°F) with a maximum temperature gradient of 20°C per hour	-40°C to 65°C (-40°F to 149°F) with a maximum temperature gradient of 20°C per hour
Relative Humidity - Continuous	10% to 80% with 26°C (78.8°F) maximum dew point	10% to 80% with 29°C (84.2°F) maximum dew point
Relative Humidity - Storage	5% to 95% at a maximum wet bulb temperature of 33°C (91°F), atmosphere must be non-condensing at all times	5% to 95% at a maximum wet bulb temperature of 33°C (91°F), atmosphere must be non-condensing at all times
Altitude - Continuous	Upto 3048m (10,000ft)	Upto 3048m (10,000ft)
Altitude - Storage	Upto 12,000m (39,370ft)	Upto 12,000m (39,370ft)

## ABOUT BIG SWITCH

Big Switch Networks is the Next-Generation Data Center Networking Company, which leverages the principles of software-defined networking (SDN) coupled with a choice of industry-standard hardware to build intelligent, agile and flexible networks for customers around the world. Big Switch Networks has two solutions: Big Monitoring Fabric, a feature-rich Network Packet Broker, which enables pervasive security and monitoring of data center and cloud traffic for inline or out-of-band deployments, and Big Cloud Fabric, the industry's most advanced open networking switching fabric intended for new data center pods such as OpenStack private cloud, VMware NSX, Big Data, and VDI. Big Switch Networks is headquartered in Santa Clara, CA, with offices located in Sydney, London, Tokyo and Istanbul. For additional information, email [info@bigswitch.com](mailto:info@bigswitch.com), follow [@bigswitch](https://twitter.com/bigswitch) or visit [www.bigswitch.com](http://www.bigswitch.com).



## Headquarters

3965 Freedom Circle, Suite  
300, Santa Clara, CA 95054

+1.650.322.6510 TEL  
+1.800.653.0565 TOLL FREE

[www.bigswitch.com](http://www.bigswitch.com)  
[info@bigswitch.com](mailto:info@bigswitch.com)